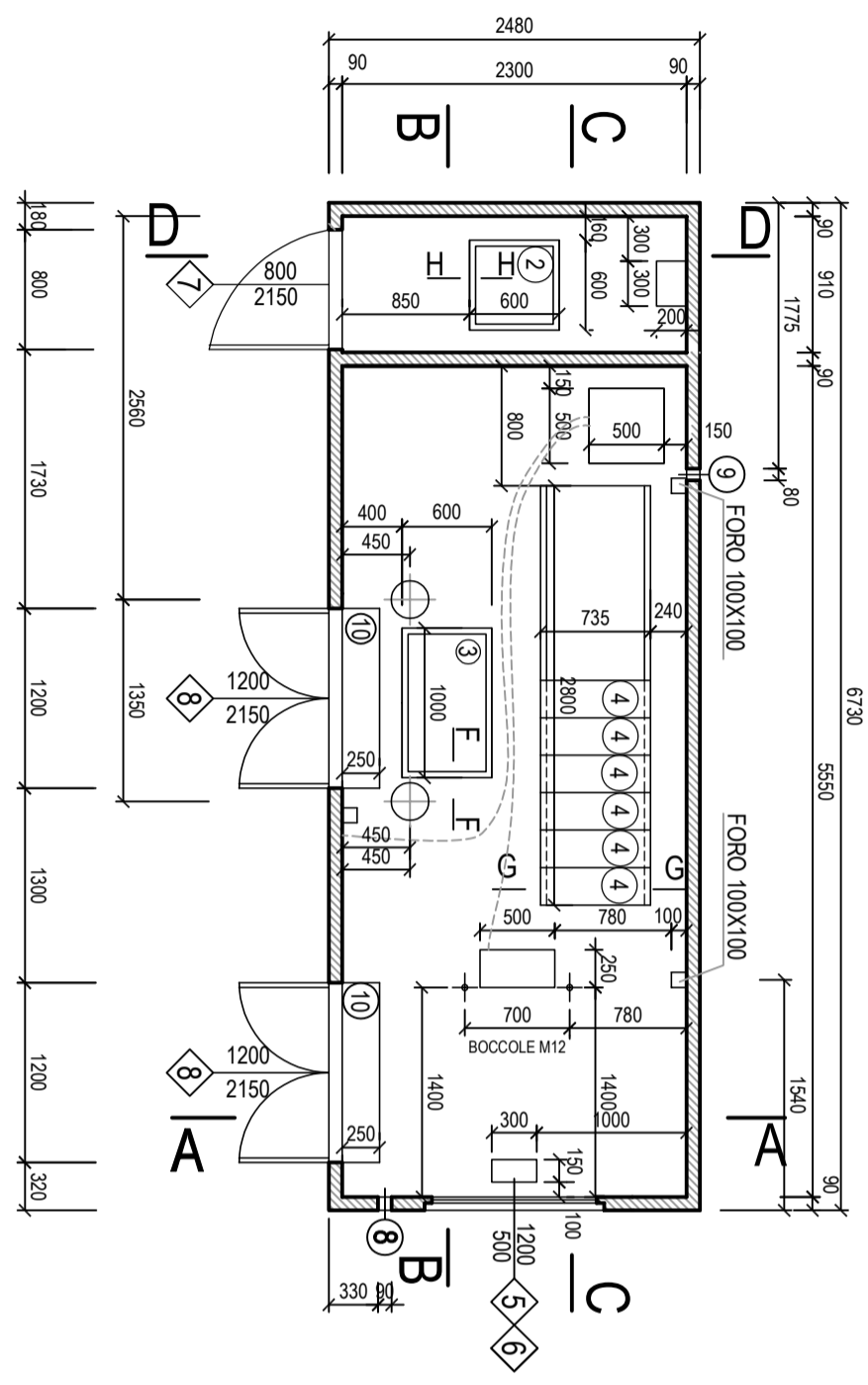


PIANTA

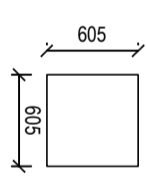
Scala 1:50



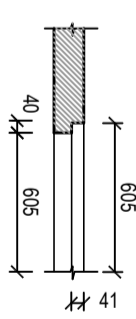
LEGENDA:

- ② PLOTTA ISPEZIONE VTR 600x600 mm.
- ③ PLOTTA ISPEZIONE VTR 600x1000 mm.
- ④ LASTRE IN VETRORESINA SP. 40 mm.
- ⑤ TUBO SOTTOTRACCIA Ø25 MM
- ⑧ PASSANTE CAVI TEMPORANEI
- ⑨ PASSACAVO ANTENNA
- ⑩ SCIVOLO INGRESSO
- ⑤ GRIGLIA VTR ALTA (1200x500)
- ⑥ GRIGLIA VTR BASSA (1200x500)
- ⑦ PORTA VTR 1 ANTA (800x2150)
- ⑩ PORTA VTR 2 ANTE (1200x2150)

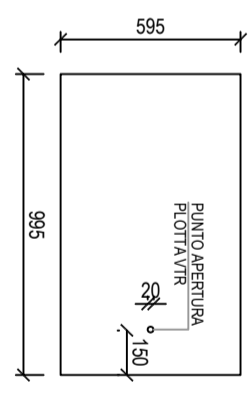
② PLOTTA IN VETRORESINA SP.40
PER COPERTURA ACCESSO IN VASCA



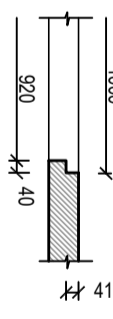
SEZIONE H-H
Scala 1:25



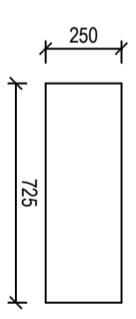
③ PLOTTA IN VETRORESINA SP.40
PER COPERTURA ACCESSO IN VASCA



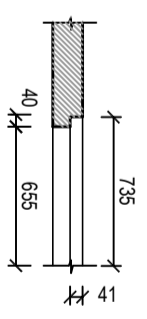
SEZIONE F-F
Scala 1:25



④ LASTRE IN VETRORESINA SP.40
PER COPERTURA FORI MT (N°6 PEZZI)



SEZIONE G-G
Scala 1:25



edilceem s.r.l.
Via Senatore Fabbri, 18 - 31027 Lovadina (TV)
Tel 0422 725109 / 0422 722180 Fax 0422 881891
e-mail: info@edilceem.it
www.edilceem.it

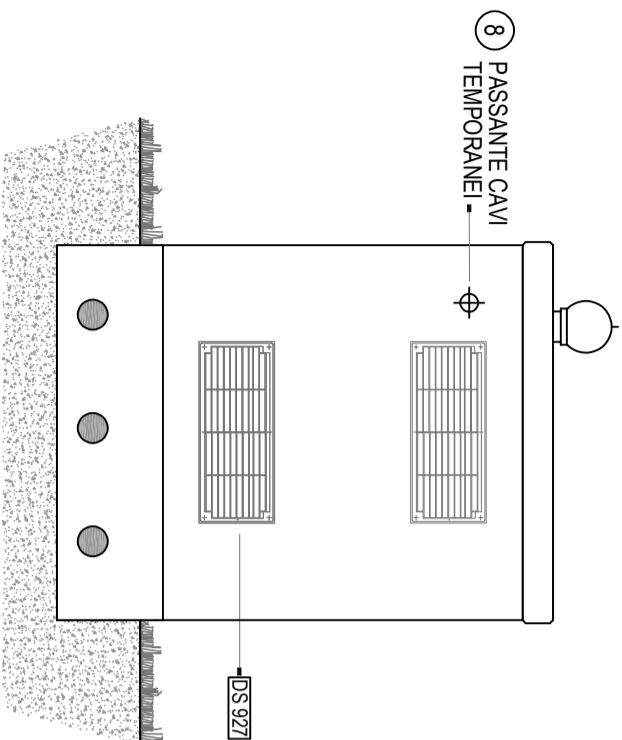
Oggetto:	CABINA ELETTRICA PREFABBRICATA ENEL DG2061 ED. 09 BOX CLIENTE
Tavola:	PROGETTO ARCHITETTONICO PIANTA

Scheda:	DG2061_9C	Rev 1:	Data:	.. / .. / ..
Codice disegno:	E20619C.01	Rev 2:	Data:	.. / .. / ..
File:		Disegnato:	28/10/2021		
Foglio:	1 / 3	Scala:		Approvato:

PROSPETTO LATERALE DX

Scala 1:50

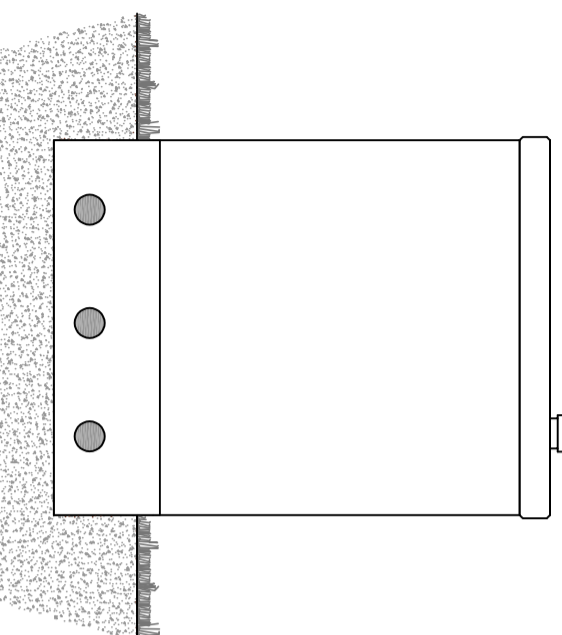
ASPIRATORE EOLICO



PROSPETTO LATERALE SX

Scala 1:50

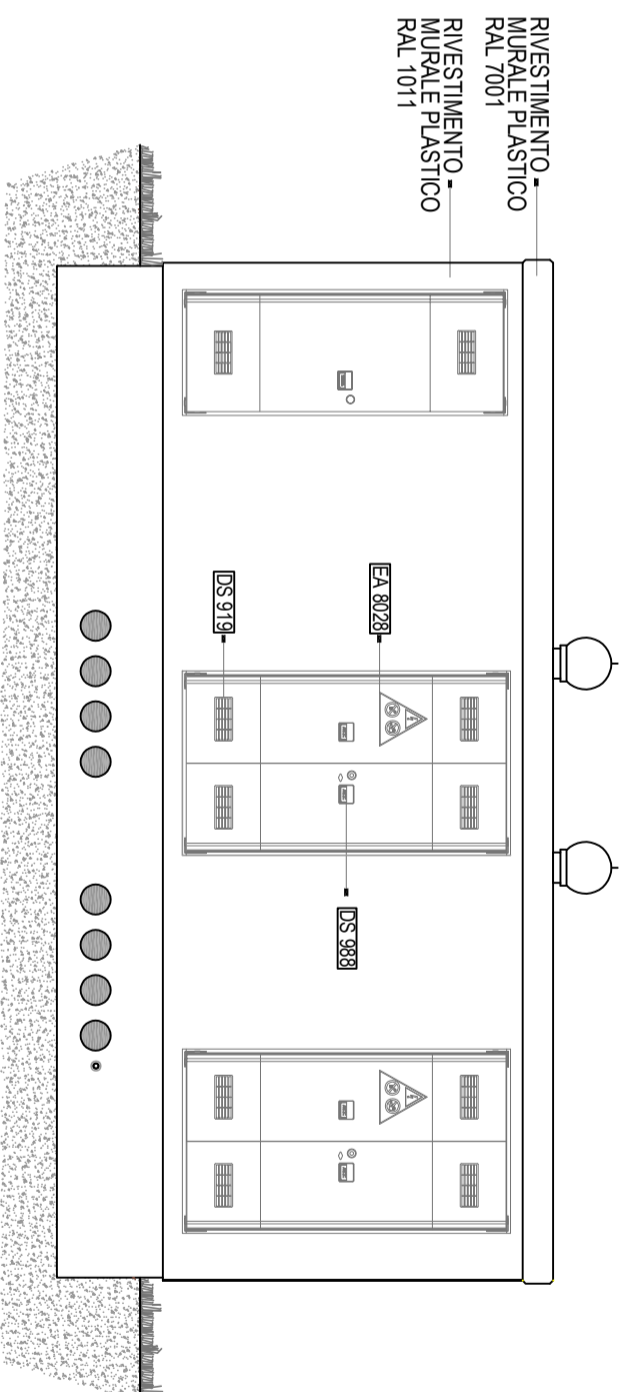
ASPIRATORE EOLICO



PROSPETTO FRONTALE

Scala 1:50

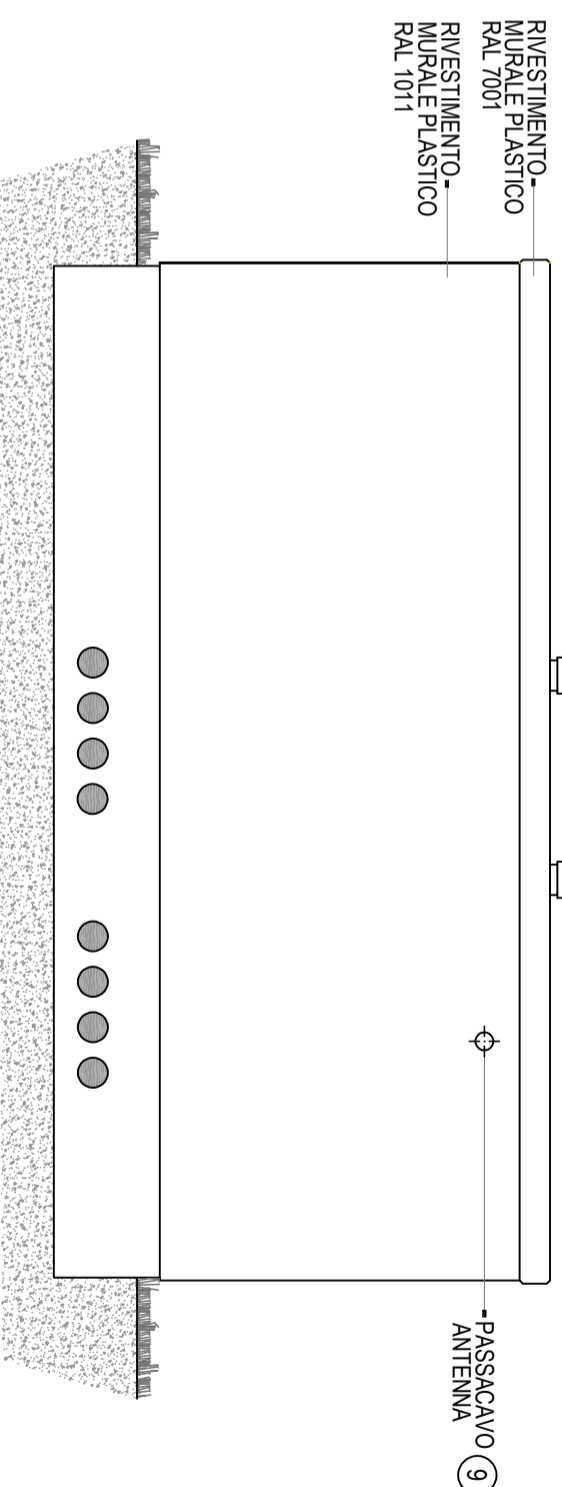
ASPIRATORE EOLICO



PROSPETTO POSTERIORE

Scala 1:50

ASPIRATORE EOLICO



edilceem s.r.l.

Via Senatore Fabbri, 18 - 31027 Lovadina (TV)
Tel 0422 725109 / 0422 722180 Fax 0422 881891
e-mail: info@edilceem.it
www.edilceem.it

Oggetto: **CABINA ELETTRICA PREFABBRICATA ENEL DG2061 ED. 09 BOX CLIENTE**

Tavola: **PROGETTO ARCHITETTONICO PROSPETTI**

Scheda: **DG2061_9C**

Codice disegno: **E20619C.01**

File:

Foglio: 2 / 3

Scala:

Rev 1:

.....

Data:

.. / .. / ..

Rev 2:

.....

Data:

.. / .. / ..

Disegnato:

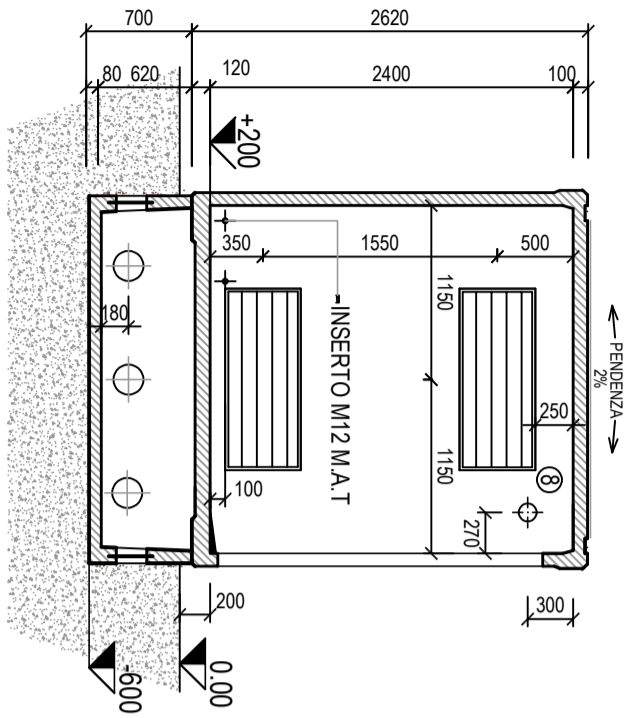
28/10/2021

Approvato:

.....

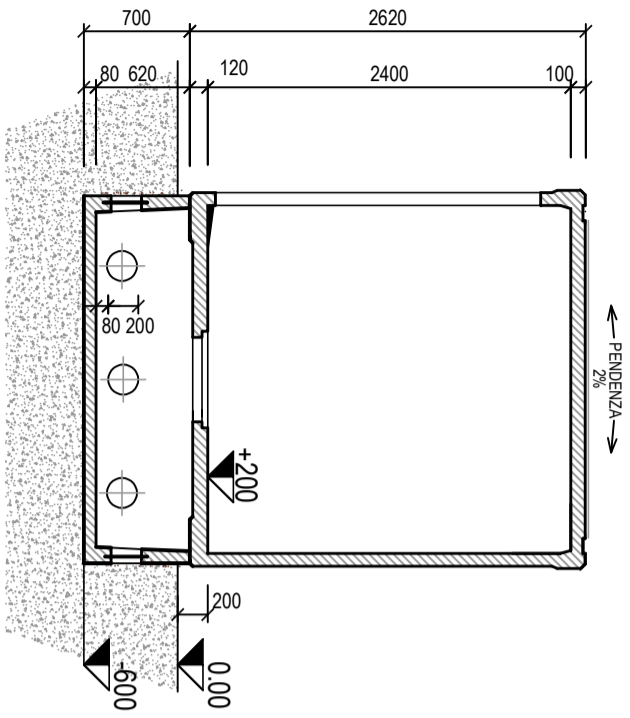
SEZIONE A-A

Scala 1:50



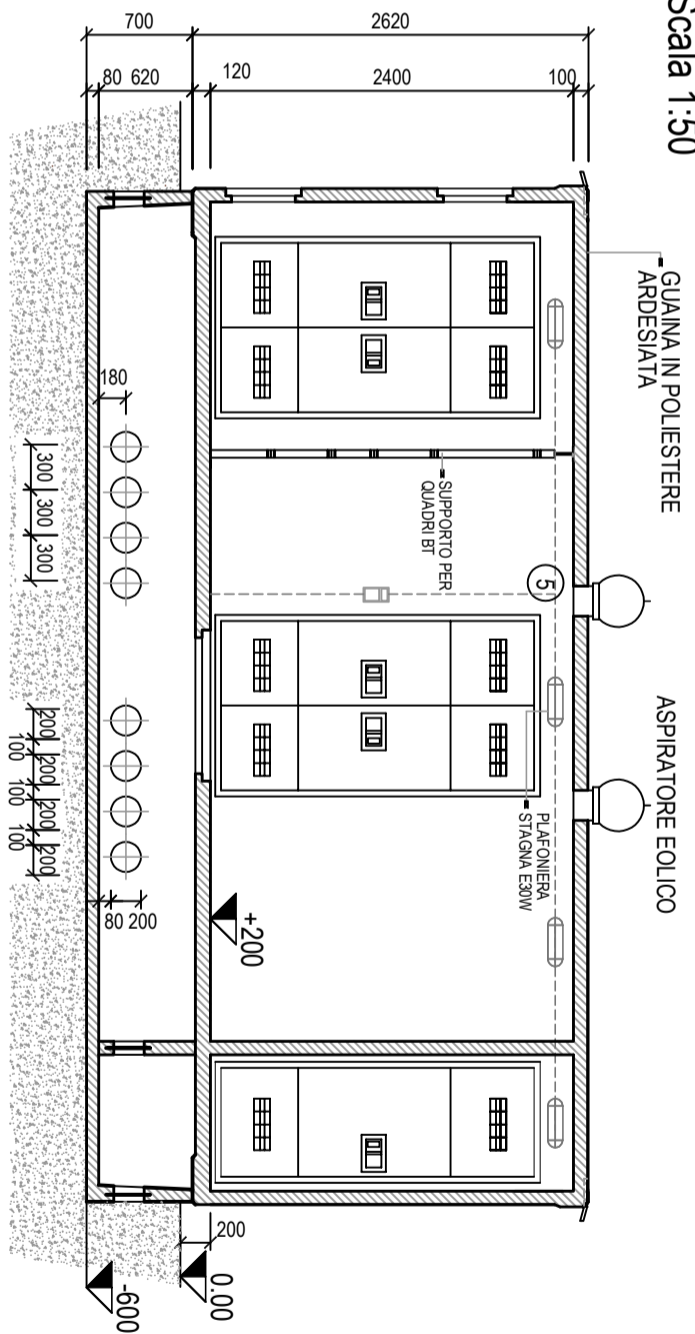
SEZIONE D-D

Scala 1:50



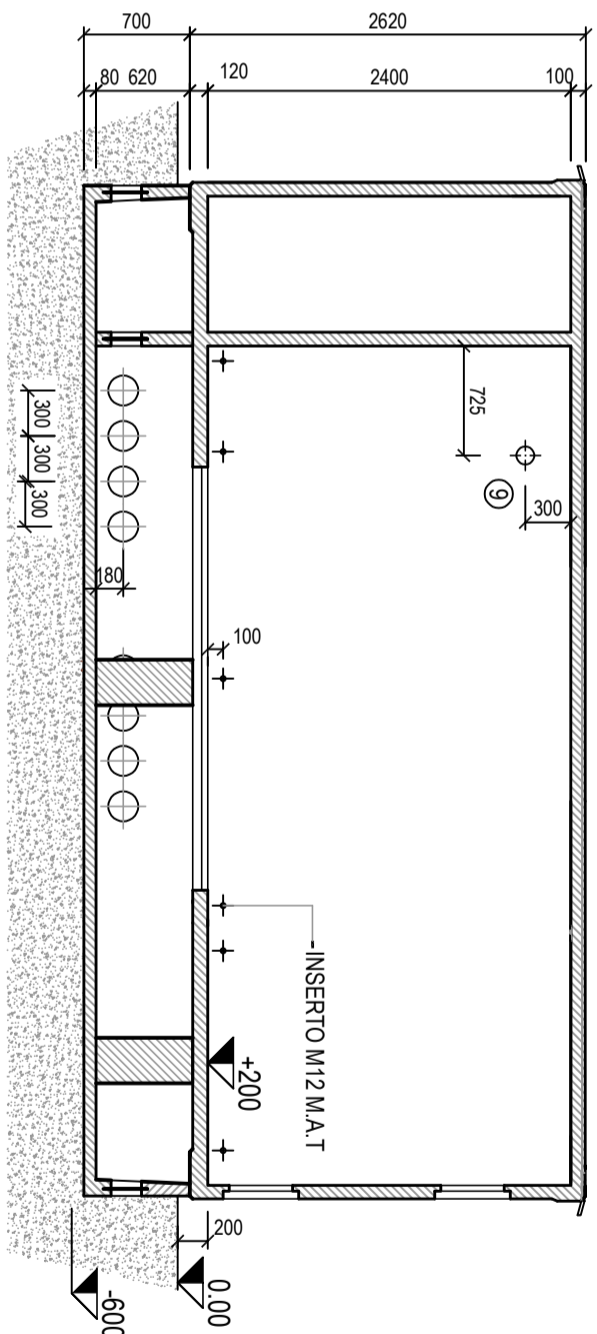
SEZIONE B-B

Scala 1:50



SEZIONE C-C

Scala 1:50



edilceem s.r.l.

Via Senatore Fabbri, 18 - 31027 Lovadina (TV)
Tel 0422 725109 / 0422 722180 Fax 0422 881891
e-mail: info@edilceem.it
www.edilceem.it

Oggetto: **CABINA ELETTRICA PREFABBRICATA
ENEL DG2061 ED. 09
BOX CLIENTE**

Tavola: **PROGETTO ARCHITETTONICO
SEZIONI**

Scheda: **DG2061_9C**

Codice disegno: **E20619C.01**

File:

Foglio: 3 / 3

Scala:

Rev 1:

.....

Rev 2:

.....

Disegnato:

28/10/2021

Approvato:

.....

Data:

.. / .. / ..

Data:

.. / .. / ..